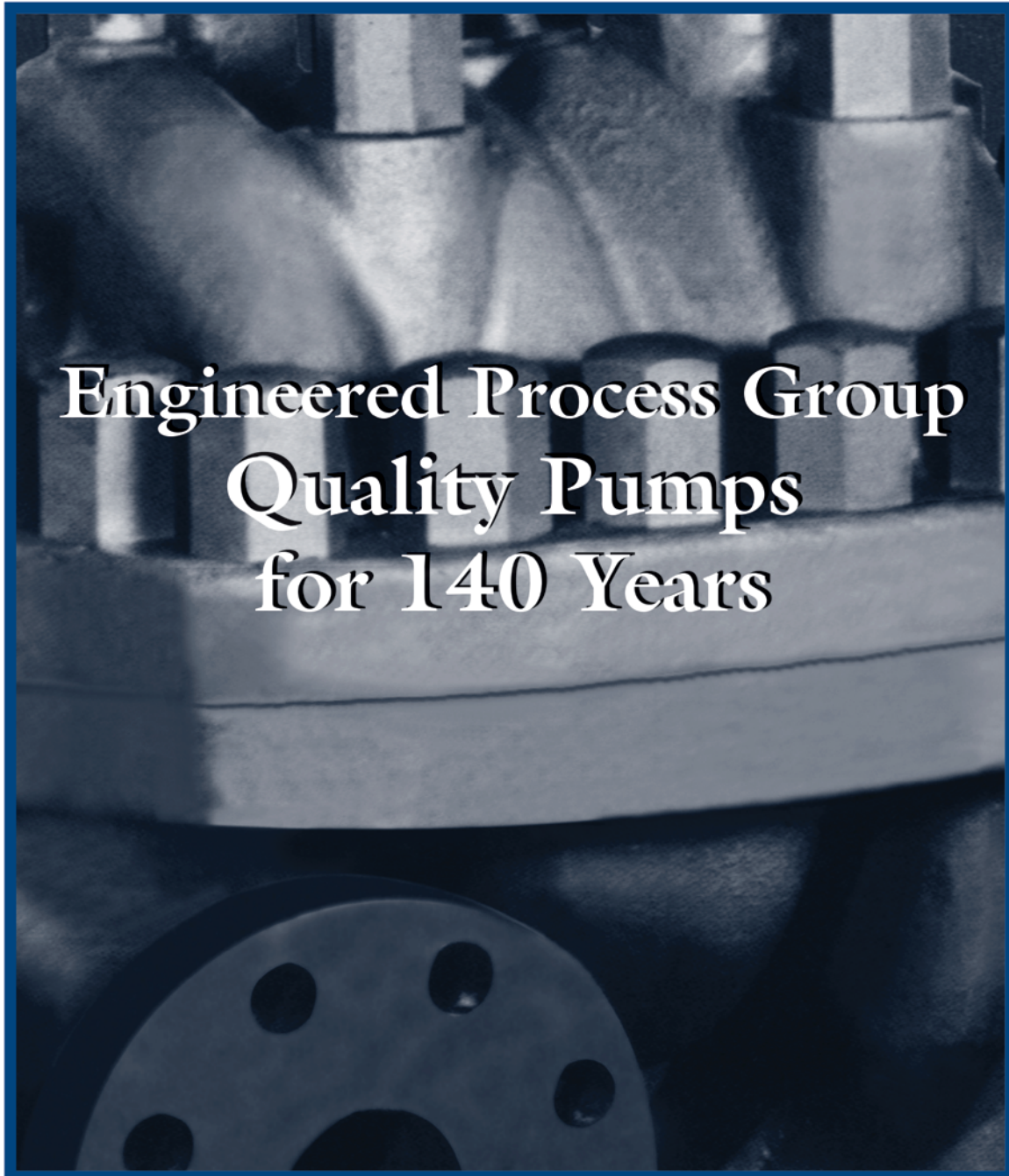




AMERICAN-MARSH PUMPS

"DURABILITY BY DESIGN SINCE 1873"




Engineered Process Group
Quality Pumps
for 140 Years

www.american-marsh.com

American-Marsh Pumps, a reputation for Dependability


American-Marsh Pumps, one of the oldest pump manufacturers in America, is a business steeped in heritage. Since 1873, American-Marsh Pumps has withstood the test of time, be it world wars, depressions or technological revolution. Over the last 140 years, we have manufactured over a hundred varieties of pumps. From steam pumps to centrifugal pumps we have catered to the requirements of our customers. Over the last century through continuous product development, we have retired more models than most other pump manufacturers have ever produced. Hundreds of thousands of pumps have been made, all designed with long life in mind allowing many of them to last over 50 years in service.

Today we have a complete offering comprised of over twenty product lines. Whether your need is for a self-priming diaphragm pump, a stainless steel vertical sump pump or anything in between, look to American-Marsh Pumps to provide a durable, high quality solution.



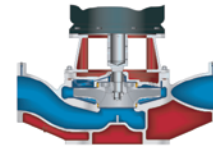
300 Series REC/REF General Purpose End Suction

Uses: Circulation, booster, HVAC, transfer.	
Features: Flex- & Close-coupled, enclosed impellers, centerline discharge, back pull-out.	
Discharge Size Range	1-1/4 - 12" 32 - 300 mm
Capacity	9,000 gpm (2,044 m ³ /hr)
Head	450 feet (137 meters)
Temperature	250° F (121° C)
Liquids Pumped	Water and Clear Liquids



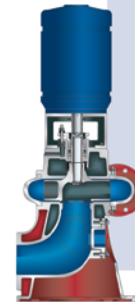
320 Series SREM, SOSM & SNCM Vertical Process Sump

Uses: Drainage, processing, sump waste, sewage, storm water.	
Features: Enclosed or semi-open impellers, large solids passing capability, setting flexibility.	
Discharge Size Range	1/2 - 14" 12 - 350 mm
Capacity	9,000 gpm (2,044 m ³ /hr)
Head	985 feet (300 meters)
Temperature	300° F (149° C)
Liquids Pumped	Chemical and Process Liquids



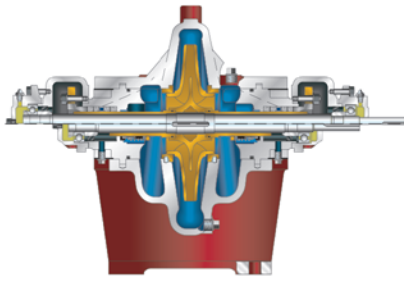
300 Series REI General Purpose Inline

Uses: Circulation, booster, HVAC, transfer.	
Features: Close-coupled, enclosed impellers, vertical centerline suction & discharge, back pull-out.	
Discharge Size Range	2 - 14" 80 - 350 mm
Capacity	9,000 gpm (2,044 m ³ /hr)
Head	450 feet (137 meters)
Temperature	250° F (121° C)
Liquids Pumped	Water and Clear Liquids



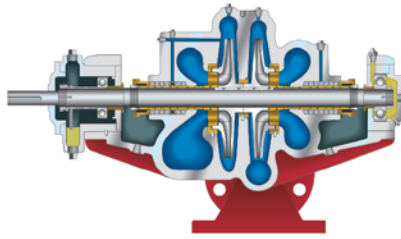
330 Series NCCC, NCV & NCH Horizontal & Vertical Solids Handling

Uses: Sewage, storm water, wastewater, brewery, rendering.	
Features: Enclosed two vane impellers, large solids passing capability.	
Discharge Size Range	3 - 14" 80 - 350 mm
Capacity	8,000 gpm (1817 m ³ /hr)
Head	140 feet (43 meters)
Temperature	300° F (149° C)
Liquids Pumped	Sewage and Heavy Solids



340 Series HD/V-HD
Double Suction HSC

Uses: Circulation, booster, HVAC, transfer, cooling tower.	
Features: Double suction, completely removable rotor assembly, case wear rings, grease lube.	
Discharge Size Range	2 - 44" 50 - 1100 mm
Capacity	73,000 gpm (16,580 m ³ /hr)
Head	550 feet (168 meters)
Temperature	250° F (121° C)
Liquids Pumped	Water and Clear Liquids




380 Series HH
Two Stage HSC

Uses: Boiler feed, high pressure, chemical injection.	
Features: High head, opposed impellers, optional ring-oiled lube.	
Discharge Size Range	1-1/2 - 4" 32 - 100 mm
Capacity	900 gpm (204 m ³ /hr)
Head	950 feet (290 meters)
Temperature	325° F (163° C)
Liquids Pumped	Hot Condensate and Clear Liquids



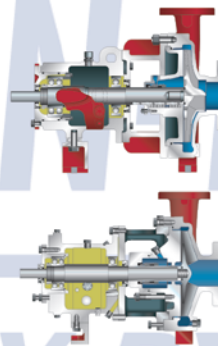
380 Series HK & OSMH
Two-, Four- & Six-Stage HSC

Uses: Boiler feed, high pressure, chemical injection.	
Features: High head, opposed impellers, optional ring-oiled lube, centerline support.	
Discharge Size Range	1-1/2 - 12" 40 - 300 mm
Capacity	6,200 gpm (1,400 m ³ /hr)
Head	2,100 feet (640 meters)
Temperature	500° F (260° C)
Liquids Pumped	Hot Condensate and Clear Liquids




380 Series HT
Horizontal Turbine

Uses: Boiler feed, high pressure, chemical injection.	
Features: Close-coupled, enclosed impellers, modular design, high efficiency.	
Discharge Size Range	3 - 10" 80 - 250 mm
Capacity	2,500 gpm (567 m ³ /hr)
Head	2,500 feet (762 meters)
Temperature	400° F (204° C)
Liquids Pumped	Hot Condensate and Clear Liquids




460 Series OSD/OSG
ANSI B73.1 Process

Uses: Process, petrochemical, pulp & paper, steel mill.	
Features: Reverse-vane, semi-open & low flow impellers, micro-millimeter impeller adjustment, back pull-out, heavy duty.	
Discharge Size Range	1 - 8" 25 - 200 mm
Capacity	7,400 gpm (1,680 m ³ /hr)
Head	985 feet (300 meters)
Temperature	700° F (371° C)
Liquids Pumped	Hydrocarbons, Chemicals, Liquors



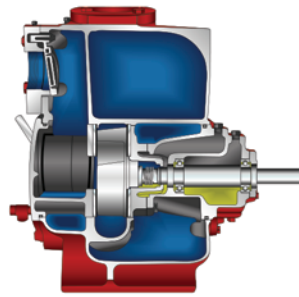
470 Series VM
Vertical Multistage

Uses: Boiler feed, liquid feed process, chemical injection.	
Features: Close-coupled, inline piping connection, removable stack, cartridge mechanical seal.	
Discharge Size Range	1-1/4 - 6" 30 - 150 mm
Capacity	630 gpm (143 m ³ /hr)
Head	995 feet (303 meters)
Temperature	350° F (177° C)
Liquids Pumped	Water and Clear Liquids



480 Series Vertical Turbine
Vertical Turbine

Uses: High service, steel mill, power plant, water well.	
Features: Modular design, enameled bowls, cast iron and fabricated discharge heads.	
Discharge Size Range	4 - 30+" 100 - 760+ mm
Capacity	30,000+ gpm (6,815+ m ³ /hr)
Head	2,310 feet (704 meters)
Temperature	250° F (121° C)
Liquids Pumped	Water, Volatile Liquids, Chemicals



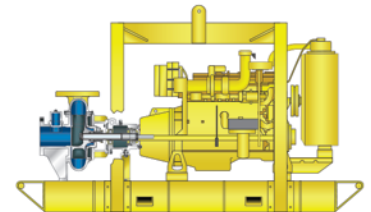
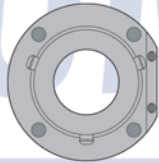
490 Series NOVO
SST/SSU/LS/AD
Self-Primer Centrifugal & Diaphragm

Uses: Lift station, sewage, storm water.	
Features: Self-primer, semi-open impeller, replaceable wear plate, back pull-out, clean-outs.	
Discharge Size Range	1-1/2 - 12" 40 - 300 mm
Capacity	6,400 gpm (1,454 m ³ /hr)
Head	260 feet (79 meters)
Temperature	180° F (82° C)
Liquids Pumped	Water, Volatile Liquids, Chemicals



500 Series FP-REF, FP-REI, FP-HD & FP-VT
Centrifugal Fire Protection

Uses: Fire protection.	
Features: Full UL/FM certification, cast iron/bronze fitted, packed.	
Discharge Size Range	2 - 12" 50 - 300 mm
Capacity	5,000 gpm (1135 m ³ /hr)
Head	840 feet (256 meters)
Temperature	120° F (49° C)
Liquids Pumped	Water and Sea Water



800 Series
810/820/850B/860B
Component & Cartridge Seals

Uses: Commercial, industrial, municipal.	
Features: Component, single or double cartridge, wide variety of elastomers, wide variety of faces, all stainless steel hardware, chrome coated springs.	
Sizes Range	1 - 4" 25 - 100 mm
Pressure Range	To 425 PSI (To 30 Bar)
Temperature	400° F (204° C)
Liquids Pumped	Water, Volatile Liquids, Chemicals

1000 Series Neptune
Packaged Booster Systems

Uses: Domestic booster, HVAC, circulation.	
Features: Constant speed or VFD controlled, hydraulic flexibility, optional metallurgies, manifold packages.	
Discharge Size Range	1/2 - 12" 12 - 300+ mm
Capacity	9,000 gpm (2,044 m ³ /hr)
Head	2,500 feet (762 meters)
Temperature	400° F (204° C)
Liquids Pumped	Water, Chemicals, Sewage, Heavy Solids

NOVO Products
Stationary & Mobile
Pumping Packages

Uses: Supply water, emergency bypass, de-watering.	
Features: Venturi or vacuum pump Pronto-Prime, integral fuel tank, suction & discharge manifold options, stationary or mobile.	
Discharge Size Range	3 - 30+" 80 - 760+ mm
Capacity	30,000+ gpm (6,815 m ³ /hr)
Head	2,500 feet (762 meters)
Temperature	180° F (82° C)
Liquids Pumped	Water, Chemicals, Sewage, Heavy Solids

No matter what type of fluid you need to move, chances are that American-Marsh Pumps has a pump for your job. All of our pumps have three superior design characteristics; Design, Performance and Durability. Our engineering department, which includes an in-house pattern shop, designs each pump to be easy to install and easy to maintain. Our performances are engineered to meet or beat the competition in each category. For 140 years, we have provided very cost effective solutions by building our pumps to last. Durability by design is always the most cost effective solution.



From engineering and design to final assembly, each step of the manufacturing process is controlled by experienced people and state of the art equipment. Quality inspections are performed at every step of the manufacturing process. All pumps shafts are heat straightened. All impellers are computer balanced. Pump testing is done in our new state of the art test facility consisting of a 300,000 gallon test pit and capable of testing up to 1500 HP. All of these factors ensure you receive consistent quality product every time.



Durable pump designs have kept American-Marsh Pumps in business for 140 years. Customer service and after sale support ensure that we will be in business for the next 140 years. We know you need short lead times and we are committed to fast deliveries. In standard product, we stock what we sell. It is a simple but important philosophy. For special material and custom fabrication needs, no one will offer you the flexibility of American-Marsh Pumps.



American-Marsh Pumps has been providing quality pump products for over 140 years. In that time we have learned that long life and superior performance have been the keys to satisfied customers. At American-Marsh Pumps, understanding our customer's needs allows us to design products that meet those needs. Our product family reflects years of customer input, product upgrades, redesign and new product development, all focused on meeting and exceeding your expectations.



AMERICAN-MARSH PUMPS

“DURABILITY BY DESIGN SINCE 1873”



Founded in 1873, American-Marsh Pumps has grown to become a global supplier and manufacturer specializing in pumping applications. We have manufacturing and distribution facilities located in the United States, Europe, the Middle East, South America and Asia. We thank you for your interest in American-Marsh Pumps and invite you to join our long list of satisfied customers.

— Your Local Authorized Distributor —

Corporate:

Sales & Marketing/Manufacturing
550 East South Street
Collierville, TN 38017
PH: (800)888-7167
FX: (901)860-2323

Distribution/Service Centers:

Nebraska: 113 South Lincoln Avenue, Hastings, NE 68901 (800)408-7167
California: 3269 East North Building D, Fresno, CA 93725 (800)288-7167
Florida: 2805 Badger Road, Lakeland, FL 33811 (800)444-7167
www.american-marsh.com